

**What is the 4 step process to  
perform Umrah?**

# 4 step process to perform Umrah

1. Enter in the state of Ihram (Niyah+Talbiya)
2. فإذا دخل مكة طاف بالبيت
3. ثم سعي بين الصفا والمروة سبع مرات
4. ثم حلق شعره أو قصره  
فإذا فعل ذلك فقد تمت عمرته



# Upon Entering Masjid Al-Haram

- Enter with your right foot
- Make the du'a of the Masjid
- اللهم افتح لي ابواب رحمتك



# Sighting the Ka'bah for the first time

- Advice of Imam Abu Hanifa
- Share 2018 Umrah Participant story



What should you do if you get  
lost?



# If you get lost

- Stay where you are
- Meet back at the hotel
- Keep a business card of your hotel with you and your child
- Pin an identification tag on your child
- Babies that crawl should be watched during salah



# If you get lost

- Warn child not to wander off during salah
- Dress them in brightly colored clothes so they are easily recognizable in a crowd
- Sit on the stroller







# Questions for tawaf

- Do you have to be in wudhu?
- Do men have to keep their right shoulder bare?
- Where do we start?
- How do we start?
- If there is enough room, do we walk fast all 7 rounds?
- What du'a should we recite?



# Tawaaf

- Must be in Wudhu the entire time
- Leave the right shoulder bare (Men)
- Start at the black stone
- بسم الله الله اكبر
- Kiss it or point to it
- Walk hastily for the first 3 rounds (Men only)
- No specific **du'ā'**
- ربنا آتانا في الدنيا حسنة وفي الآخرة حسنة وقنا عذاب النار
- وإن قرأ شيئاً من القرآن فحسن، لأن القرآن أعظم الذكر



# The Ka'bah

The Ka'bah, also known as Baytullah (The House of Allah) is the first house built for humanity to worship Allah (Glorified and Exalted is He). The small, cubed building may not rival other famous buildings in terms of size but its impact on history and human beings is unmatched. It functions as the Qibla, the direction to which all Muslims pray five times a day

## Meezab

The Meezab is the golden spout from where rainwater on the roof of the Ka'bah falls onto the Hijr Ismail. It is reported that the Prophet (peace and blessings of Allah be on him) supplicated under the Meezab.



## Hateem/Hijr Ismail

The Hateem is the crescent shaped area immediately adjacent to the Ka'bah. Part of it is also known as the 'Hijr Ismail' as this was the place where Ebrahim (upon him be peace) constructed a shelter for Ismail (upon him be peace) and his mother Hajrah (upon her be peace).

## Kiswah

The covering of the Ka'bah is known as the Kiswah and was first placed by the prophet Ismail (upon him be peace).

## Rukan Yamani

This corner of the Ka'bah is called the Rukan Yamani because it is situated on the side of the Ka'bah which faces the land of Yemen.

## Multazam

The area between the Hajar al-Aswad and the door of the Ka'bah is called the Multazam. It is approximately two metres wide and is a place where du'as (supplications) are accepted.

## Door of the Ka'bah

This is the entrance of the Ka'bah on its eastern side. Originally it was at ground level but was raised when the Quraysh rebuilt the Ka'bah.

## Maqame Ebrahim

The Maqame Ebrahim refers to the stone on which Ebrahim (upon him be peace) stood on while he was building the Ka'bah and which miraculously continued rising higher and higher as the walls rose. Allah (Glorified and Exalted is He) caused the trace of his footprints to remain on the stone as a reminder to the believers among his descendants.

## Musallah Jibraeel

These brown marble pieces mark the spot where the angel Jibraeel (upon him be peace) taught the Prophet (peace and blessings of Allah be on him) how to pray

## Hajar al-Aswad (The Black Stone)

The Hajar al-Aswad is set in the eastern corner of the Ka'bah and is where tawaf starts and ends from. It was brought from Jannah and presented to Ebrahim (upon him be peace). Du'as are accepted at the Hajar al-Aswad and on the Day of Judgement it will testify in favour of all those who kissed it.



## 2 Far'aid of Umrah

- الطواف حول البيت سبعة أشواط
- إحرام مع نية و تلبية




# The Waajibat of Umrah

- وللعمره واجبان
- أحدهما السعي بين الصفا والمروة
- وثانيهما الحلق أو التقصير



# What are the 2 Faraid of Umrah?





# What are the two Wajibat of Umrah?





# إِحْرَام

- Thick, high quality
- Shariah Compliant
- Have 2 Ihrams
- Know when to uncover your shoulder



# إِحْرَام

- The state that you must enter prior to going into the sacred boundary of Makkah for Umrah or Hajj
- While you are in this state, certain acts become haram-hence the term ihram
- Literally, “to make haram”



# إحرام

- Two clean white unfitted pieces of cloth
- Mufti Ehzaz lungi story
- Sandal must not cover the ankle
- Women - Islamic dress code
- Wearing Ihram = state of Ihram?

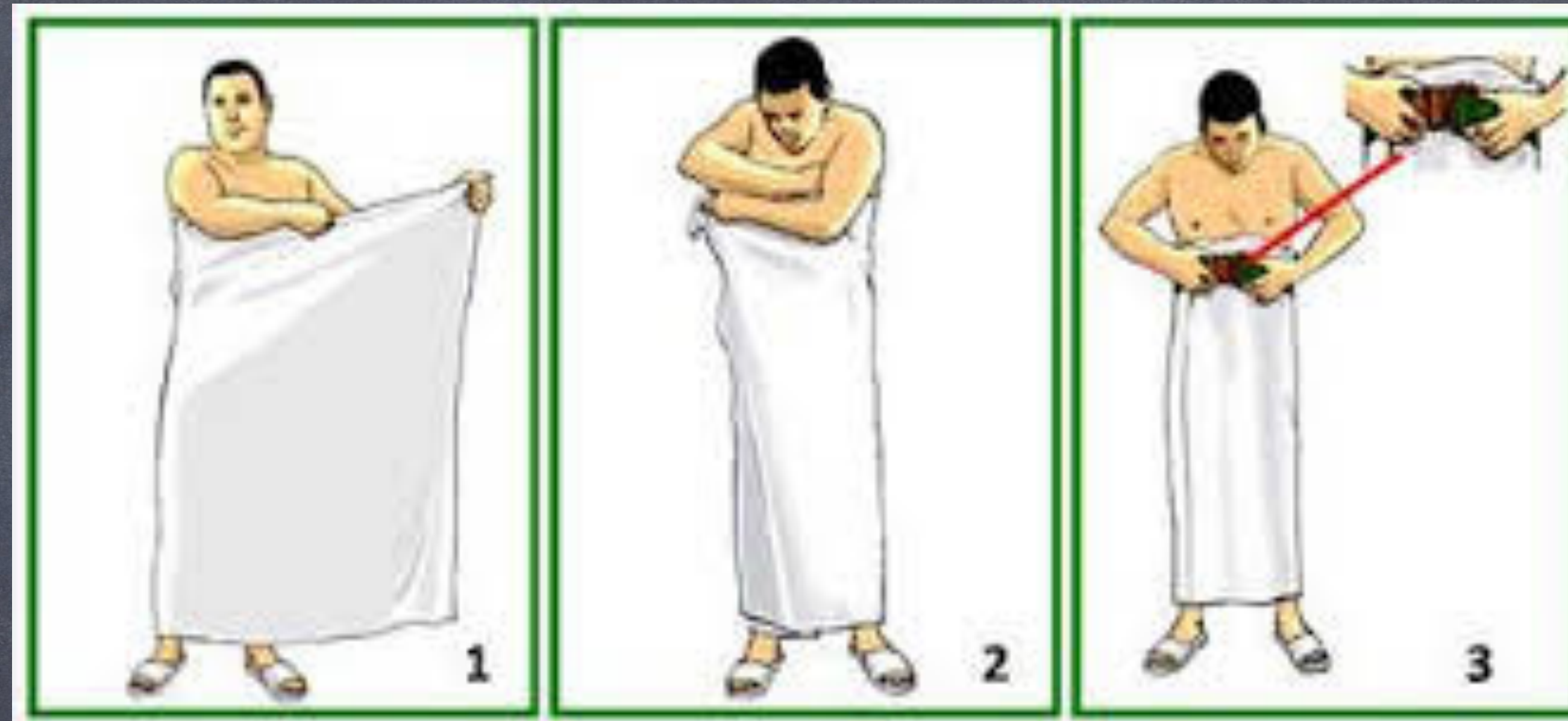


# Etiquette for men, while in Ihram

- Avoid walking around with only the bottom part of your Ihram
- Keep your right shoulder covered (except during Tawaf that is followed by a sa'i)
- Keep Ihram clean. Don't use it as a cloth to wipe your hands/nose
- Take extra care as to how you sit.
- It's very common to expose one's private parts



# How to put on the Ihram



- 1) Cloth with left hand longer than right
- 2) Feet spread apart
- 3) Fold the cloth with the right hand first



# How do I wear it?





# The test



# How NOT to sit while wearing the Ihram





# Niyah For Umrah

- لبيك اللهم عمرة
- Oh Allah, here I am performing Umrah
- Menstruating or post-natal bleeding must also enter the state of Ihram



# Niyah for someone else

• لبّيك اللهم عمرة عن فلان

• Oh Allah, here I am performing Umrah for\_\_\_\_\_



# Miqat

- Crossing particular boundaries
- Legal ruling - Jeddah to Makkah
- Legal ruling - Jeddah to Madinah



# Miqat (Spiritually)

- Prepare yourself to where you're about to go
- **Miqat area** is a sacred area. “It's about to get serious”
- Then you will reach the Haram area which is an even more sacred area
- Then you will enter the Ka’bah which is an even more sacred area
- Miqat is the first step, indicating that it’s about to happen



# Preparation for wearing Ihram





# Preparation for wearing Ihram

- Legal ruling - Clothing that has been washed in scented detergent?
- Before making the intention of being in the state of Ihram is permissible



# Salah for Ihram

- 2 Rakah Sunnah
- Intention of Ihram out loud
- 1st rakah - Surah Kafirun
- 2nd rakah - Surah Ikhlas



# Talbiyah

- Once is wajib
- Recitation of the talbiyah with an intention to enter ihram begins the state of Ihram



Ihrām is considered Ihrām  
when...

1. Niyah

2. Talbiyah



# What is permissible

















# What is not permissible


- Romance in all forms
- Applying fragrance
- For men, wearing stitched clothes in the shape of the body











# Tawaf

- Circling around the Ka'bah 7 times with an intention to perform the act



- طواف العمرة
- طواف القدوم للحج
- طواف الإفاضة ويسمى أيضاً طواف الزيارة
- طواف الوداع
- نفل



# Step 1


Wudu





# Step 2

Locate the starting point





# Step 3

Idtiba and Ramal





بِسْمِ اللَّهِ اللَّهُ أَكْبَرُ وَلِلَّهِ الْحَمْدُ

# Step 4

Intention and Takbir



## Step 5

Istilam

- 1) Stretch out both arms towards Hajar al Aswad
- 2) **Palms** facing the stone
- 3) Recite بِسْمِ اللّٰهِ اَكْبَر
- 4) Repeat each time you reach the black stone



# Step 6

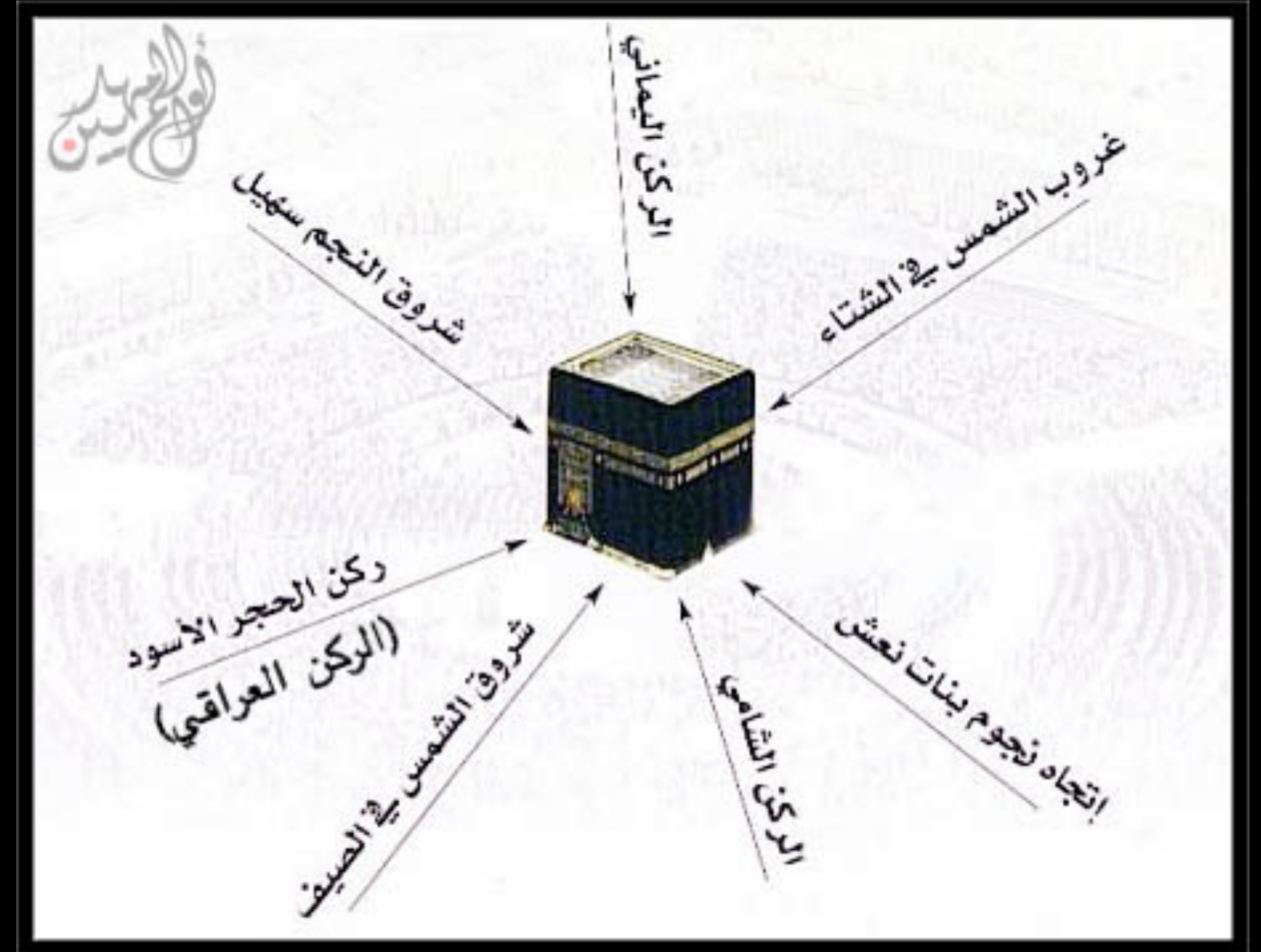
Circling the Ka'bah





# Step 7

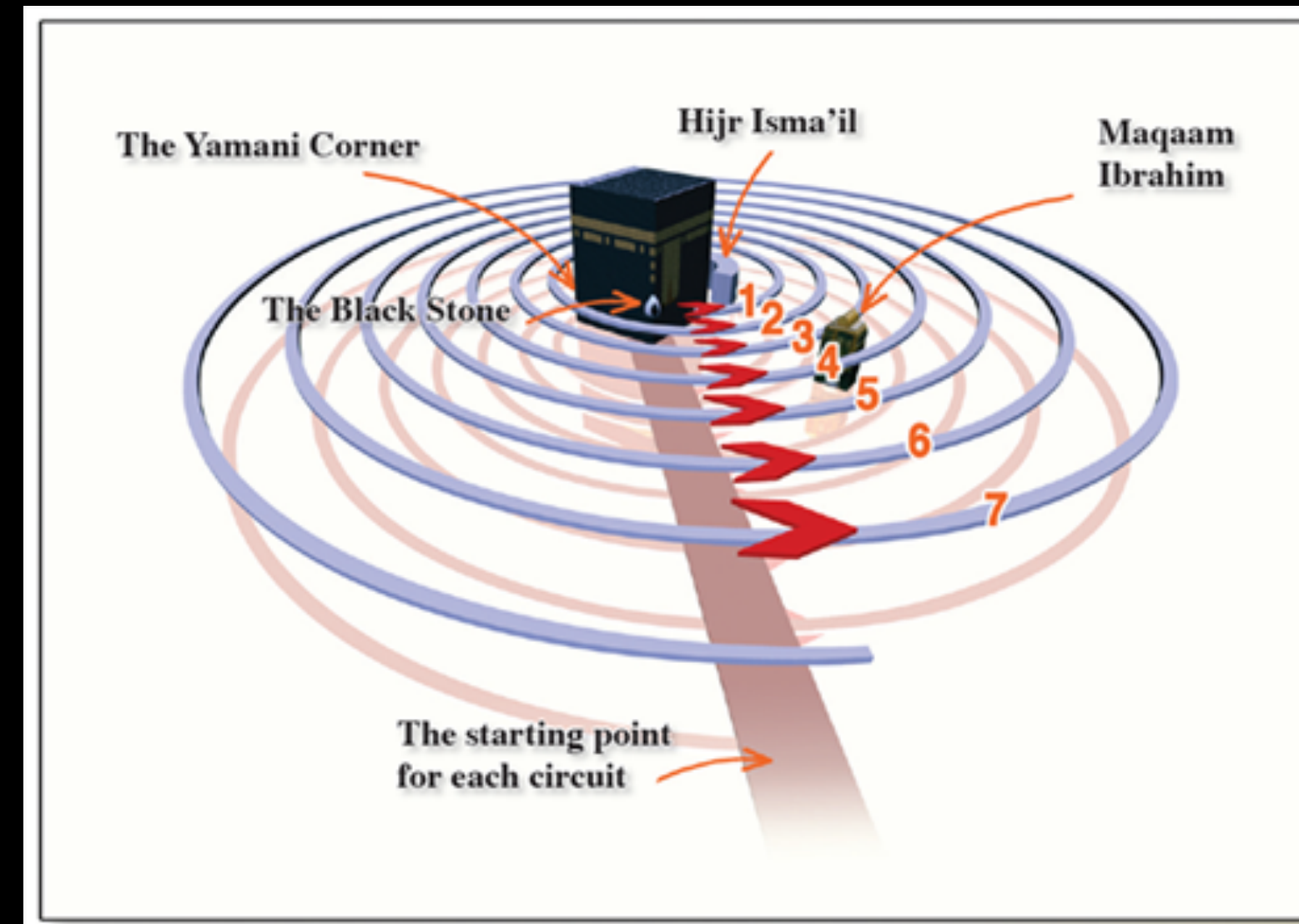
Passing the Yemeni corner





# Step 8

Completing the rounds





# Step 9

The final round and istilam



# Step 10

Salah at Maqam Ibrahim





# Step 11

Drinking the water of  
Zamzam

